


*Are you wondering how WCP
prepares you for passing
the PMP[®] or CAPM[®] exam
with just 4-days of in-class training?*




Left-click to move forward
Right-click to reverse through slides





www.wcpconsulting.com






We understand that your time is tight. That's why our PMP/CAPM Exam Prep training is designed to minimize your time away from work — while maximizing your chances of passing the PMP or CAPM exam on your first try.

The secret is in the Velociteach system, which utilizes a three-tiered approach to get you in shape for the exam.






The in-class portion of your training is a concentrated instructor-led workshop taught by our top project management consultants/trainers.

The class utilizes Velociteach's proprietary techniques designed to teach you the full scope of what you need to pass the exam in the most efficient way possible.*

But, this is just the first step to getting you in shape to pass the exam.



* The Velociteach system is one of the most popular and effective PMP and CAPM exam prep training solutions available. WCP is the exclusive provider of the Velociteach PMP Exam Prep course in Canada.

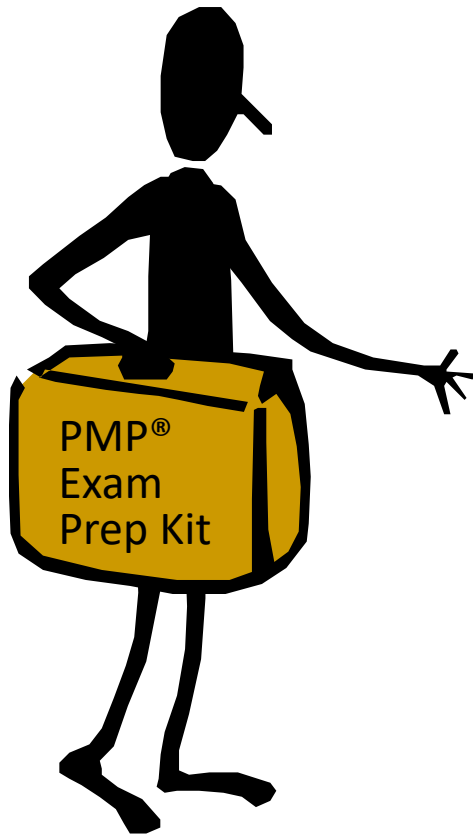
The PMP exam covers a broad range of topics.



Due to differences in work experience and prior exposure to the formal tools of project management, the time required to fully prepare for any given exam topic will differ from one person to the next.*

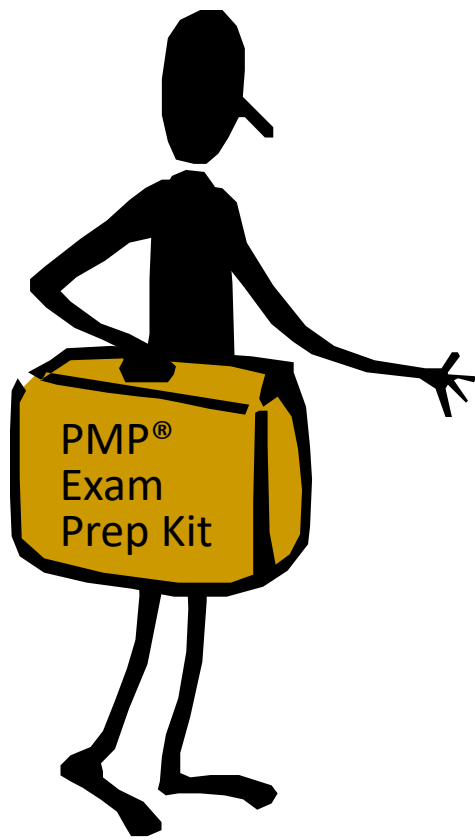


* Prior to taking *any* PMP or CAPM exam prep training, we recommend that participants have at least taken a fundamental level project management course such as our [**PM Essentials: Part 1 - the Fundamentals**](#) workshop.




We recognize this, which is why in addition to the in-class instructor-led session, each participant also receives a PMP Exam Prep kit.

The PMP Exam Prep kit is the second step in our helping you get into shape for passing the exam!



*The kit includes the sixth-edition of the book: “**The PMP Exam: How to Pass on Your First Try**”, by Andy Crowe*



This is the book on which the 4-day in-class workshop is based. It is not only an essential part of your exam preparation, it is a reference you will refer to often over your project management career.

Your Exam Prep kit also includes:

- *Flash cards and testing mobile app*



- *MP3 audio files in which three project management experts provide their insights into each exam topic, and provide advice on how best to prepare for the exam — perfect for those long commutes to work every day. The easy, conversational style makes the material come alive, and will help you apply it successfully on the exam.*

- *A laminated Study Guide. The colour Study Guide helps organize key concepts, provides memory aides, and defines important terms.*





*Your PMP Exam Prep kit also contains a 6-month subscription to **InSite** — a comprehensive web-based e-learning system. Insite includes on-line training, interactive tools and the ability to simulate the taking of multiple exams. Using InSite is the 3rd step in preparing you for the exam.*

Within InSite, each PMP exam topic gets its own self-contained training module. Each topic is then further broken down into smaller sub-topics to choose from.

The screenshot shows a user interface for an eLearning course. It features a grid of topic buttons with their respective durations. The first column of buttons is green, and the others are blue. At the bottom, there is a red text box with instructions and a button for 'Course Summary & Certificate'.


1 - Foundation Intro	0:54	4 - Integration	9 - Human Resource
2.1 - Essential Terms	12:36	5 - Scope	10 - Communications
2.2 - Project Roles	7:07	6 - Time	11 - Risk
2.3 - Project Context	10:04	7 - Cost	12 - Procurement
3 - Framework	4:25	8 - Quality	13 - Stakeholder

This eLearning course provides 35 hours of lessons, exercises, and quizzes. Download the Course Progress Checklist from the Media Center to gauge your progress!

Course Summary & Certificate



*Having trouble grasping the
concepts of **Procurement
Management?***



*No problem, take the
training module called
**Procurement
Management.***

Don't need to study the entire module? Simply focus on the specific sub-topics of procurement management for which you need additional help.

Procurement Management


Segment	Sub-topic	Duration
Introduction	Introduction	0:30
	Inputs	P1: 4:10 P2: 1:37
	Tools	2:36
	Outputs	P1: 5:04 P2: 1:26
12.1 Plan Procurement Management	Introduction	3:21
	Inputs	P1: 4:10 P2: 1:37
	Tools	2:36
	Outputs	P1: 5:04 P2: 1:26
12.2 Conduct Procurements	Introduction	1:53
	Inputs	4:48
	Tools	P1: 4:46 P2: 4:17
	Outputs	4:50
12.3 Control Procurements	Introduction	2:03
	Inputs	3:45
	Tools	5:04
	Outputs	4:56
12.4 Close Procurements	Introduction	2:02
	Inputs	1:34
	Tools	2:21
	Outputs	2:48
Summary	2:36	

'Click' on Lesson Segment to go to that segment.



The required time for each topic and sub-topic is provided — making it easy for you to schedule this supplementary training to fit your busy schedule.

Repeat any module as often as you like over your 6 month subscription period!




Upon completing the on-line portion of your training, you can print out a personalized certificate of completion for the on-line portion of your training — and earn up to 35 additional PDUs/Contact Hours (based on the actual time spent using the on-line training)!

The on-line materials also include many other useful study tools.




*Two favourites are the “**Essential Formula Sheet**”, and the interactive “**Process Explorer**”.*

The latter tool helps ensure you are fully confident regarding the inputs and outputs of each of the project management processes.




InSite also contains a powerful PMP (or CAPM) exam simulator containing a database of 500 questions. The simulator uses an interface very close to the interface you will use when taking the actual online exam.

Simulate a full 4-hour exam, or create custom exams with questions related to specific PM topics (e.g. Risk or Stakeholder Management) on which you would like to focus.




InSite also contains three additional — completely independent — simulated PMP Exams that simulate 200 of the toughest questions you are likely to see on the actual PMP exam.

The results of each simulated test are tracked, so you can see your progress every step of the way. When you are consistently scoring high on the practice exams, you are ready to pass the actual PMP exam — on your first try!



We recommend that you schedule the actual exam within a few weeks of completing the in-class portion of your training. Be sure, however, to allow yourself at least three full days to complete your exam preparation by fully utilizing the Exam Prep kit and the on-line .



If life gets in the way however, don't worry, you have a 6-month subscription period to all the on-line materials and exam simulations.

You are in control!

*When you have completed our PMP/CAPM Exam Prep training,
you will be ready to pass the Exam!*



*There are prerequisites to sitting the exam.
Before you can write the PMP Exam you
must first have...*

- A minimum 35 hours of Project Management Education
(The PMP Exam Prep course together with the on-line
materials, provide more than the required 35 hours)*

+

If you have a four-year bachelor's degree or global equivalent...

- Minimum of **36 months** of unique non-overlapping professional project management experience
over the last **8 years** during which at least **4500 hrs** were spent leading and directing project
tasks*

Otherwise...

- Minimum of **60 months** of unique non-overlapping professional project management
experience over the last **8 years** during which at least **7500 hrs** were spent leading and
directing project tasks*

*For information on what counts as experience, and how to submit your application visit
www.pmi.org/Certification/Project-Management-Professional-PMP.aspx*



Navigating the steps required to become a PMP can be a bit confusing. The following steps will help guide you and make sure you're on the right path.



Step 1:

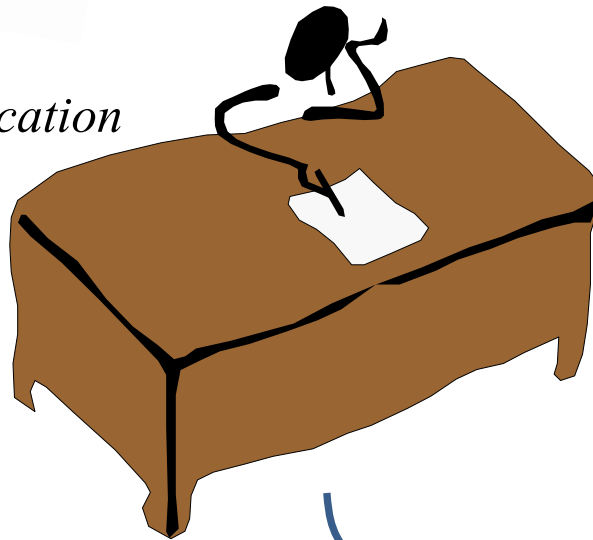
You may submit your application either on-line or on paper

To apply on-line, you will first have to create a New User account with PMI.

Go to <https://certification.pmi.org>


*If you choose to apply on-line, you will have **90 days** to complete your on-line application once started*

For the most current information on the application process, download the [PMP Certification Handbook](#).




- ✓ Work history
- ✓ Hours per project and per process area (Initiating, Planning, Executing, Monitoring & Controlling and Closing)
- ✓ Company
- ✓ Reporting manager name, phone #, mailing address, etc.

*Once you have submitted your application, it will be reviewed by PMI. It typically takes **5-days** for the review when submitted on-line.*




*If your application is selected for an audit, you have **90 days** to send your audit materials to PM^r for review.*



When your application is approved, you will receive an eligibility code from PMI.

You will have 1 year to write the exam.

If you do not pass, you may take the exam up to 3 times during the 1 year period.



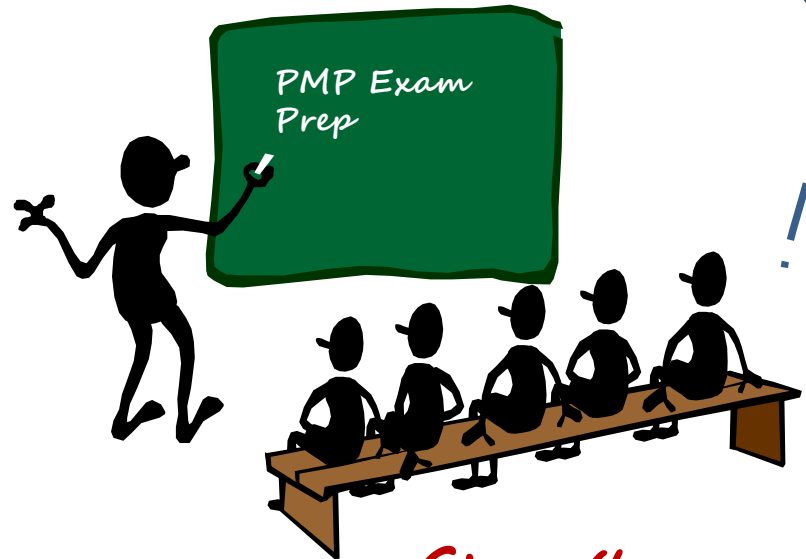
2:
*our payment!
or PMI members
or non-members*



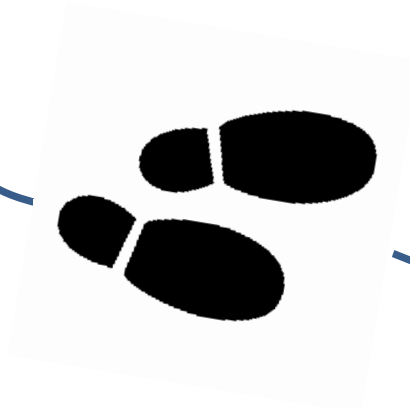
Step 3:
Use your eligibility code to book the test on-line at www.prometric.com




*Once you pass
the PMP exam
be sure to give
yourself a huge
pat on the back
– you will deserve it!*



Step 4:
*Start preparing for
the PMP Exam.*



Once you have obtained your PMP designation, you will be recognized internationally as having met the requirements to call yourself a Project Management Professional.



Obtaining your PMP Designation is the first step in showing the world you have taken your PM skills to the next level — as a Professional.

While it may be tempting to sit and relax at this point, to maintain your PMP credential you must earn 60 PDUs every 3-year cycle.



WORLD CLASS PRODUCTIVITY

Let WCP help you get in shape for passing the PMP Exam

For course details and a listing of upcoming course dates and locations, visit:

http://www.wcpconsulting.com/html/pmp_exam_prep.html

Have 6 or more people interested in PMP exam prep training? Consider having us deliver a course at your location.

Email us at info@wcpconsulting.com for more details.